

İNGİLİZCE 8

8. SINIF İNGİLİZCE DERSİ

1. DÖNEM 2. ORTAK YAZILI SENARYOLARINA YÖNELİK SORU ÖRNEKLERİ

Senaryolar, okul genelinde yapılacak ortak sınavlara yönelik oluşturulabilecek farklı yazılı örneklerini ifade eder. Genel Müdürlüğümüzce eğitim kurumu sınıf/alan zümrelerine örnek oluşturması açısından konu soru dağılım tablosunda verilen örnek senaryolarda yer alan kazanımlardan bazılarına yönelik soru örnekleri hazırlanmıştır.

Okul genelinde uygulanacak ortak sınavlar, eğitim kurumu sınıf/alan zümreleri tarafından ilan edilen konu soru dağılım tabloları göz önünde bulundurularak açık uçlu veya açık uçlu ve kısa cevaplı sorulardan oluşacak şekilde yapılacaktır. Çoktan seçmeli, eşleştirme, doğru/yanlış gibi diğer soru türleri kesinlikle kullanılmayacaktır.



1. dönem konu soru dağılım tablolarına ulaşmak için karekodu okutunuz.



Soru çözümlerine ulaşmak için karekodu okutunuz.

Not: Soru örneklerinin kazanımları, öğretmenlerimizin kazanım ve soruları eşleştirmesi için verilmiş; bilgilendirme amaçlıdır. Yapılacak olan yazılı sınavlarda bu kazanım ifadelerine sınav kâğıtlarında yer verilmeyecektir.



2. SINAV

İNGİLİZCE 8

Learning Outcome: E8.2.R1. Students will be able to understand short and simple texts about regular activities of teenagers.

1. Defne wants to invite her friends to some activities, so she asks them some questions about their hobbies. Read their answers and complete Defne's notes with the correct names. One of the activities is extra!

Defne: Gloria, do you like cycling?

Gloria: No, I don't like spending time outside. I love indoor activities.

Defne: Alya, can you play basketball?

Alya: No, I can't. I don't like ball games. I love riding a bike.

Defne: Rita, do you enjoy hiking?

Rita: I love walking in the forests, so it's great for me.

Defne: Jane, can you play tennis?

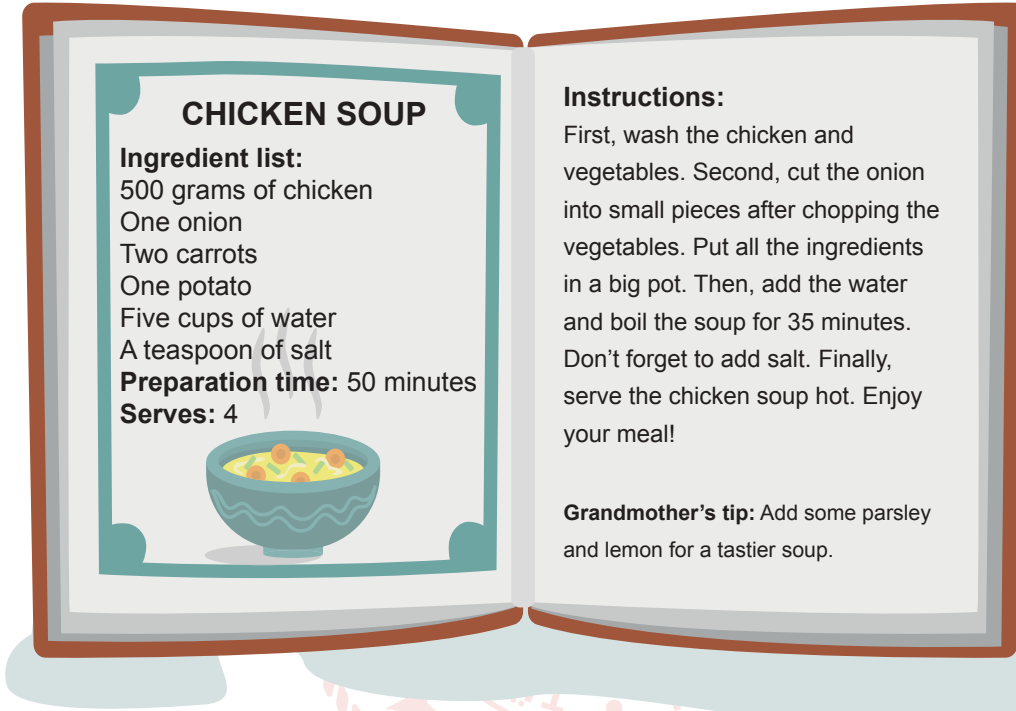
Jane: I can't play it, but I am good at other ball games.

Activities	I can invite
Playing video games at home	
Hiking in Kızılcahamam	
Joining the tennis tournament	
Cycling around Eymir Lake	
Attending Ankara basketball tournament	



Learning Outcome: E8.3.R1. Students will be able to understand the overall meaning of short texts about a process.

2. Complete the statements according to the given recipe.



- a. The recipe is for ----- people.
- b. To make the soup, you should first ----- some of the ingredients.
- c. After adding ingredients and water, you should -----.
- d. Using some ----- makes the soup more delicious.



Learning Outcome: E8.3.R1. Students will be able to understand the overall meaning of short texts about a process.

3. Read the recipes, look at the grid, and write down the correct numbers for each question.

Cake Recipe

First, heat the oven to 180°C. Second, mix the butter, milk, sugar, and eggs in a bowl. Whisk them well. Then, add the flour, baking powder, and chocolate pieces. Pour the mixture into a cake pan. After that, bake it for 35 minutes. Finally, slice and serve it cold.

An Omelette Recipe

First, crack two or three eggs into a bowl, add a pinch of salt and pepper, and whisk them together. Next, heat a little oil or butter in a frying pan. Then, pour the eggs into the pan and cook for two or three minutes. Sprinkle some cheese over the omelette, and cook it for another minute. Serve it hot.



a. What are the common ingredients of the cake and omelette?


b. Which kitchen tools do we need to make a cake?



Learning Outcome: E8.3.R2. Students will be able to guess the meaning of unknown words from the text.

4. Complete the salad recipe with the correct words. The first letter of each word is given!

First, **w**----- cucumbers, tomatoes, and carrots with water. **P**-----
the cucumbers and carrots to remove their skins. Then, **d**-----the
cucumbers and tomatoes into small cubes and **s**-----the carrots
into thin pieces. After that, put the vegetables in a large bowl. Next,
c----- the eggs into small pieces and add them to the salad.
Finally, **s**-----some salt and
pepper on top of the salad. You can also
a----- a little olive oil if you want.
Mix everything well and enjoy your fresh
salad!





Learning Outcome: E8.3.W1. Students will be able to write a series of simple phrases and sentences by using linkers to describe a process.

5. Look at the visual below and write down the recipe for pasta by using linkers (first, second etc.).

How to Cook Pasta

Useful Language Box

- Add
- Boil
- Cook
- Drain
- Mix
- Serve
- Stir



Learning Outcome: E8.4.W1. Students will be able to write short and simple conversations.

6. Read the conversations below and complete them with the correct statements.



Alice : Hello Rita, I have an art exhibition next Sunday.
Would you like to see it?

Rita : I am sorry, but -----.



Tom : Hello, Jack. How about watching the tennis
tournament at school?

Jack : It is a bad line. I couldn't hear you well.
-----?

Tom : Sure! Would you like to watch the tennis
tournament at school?



Sally : Hi, may I speak to Mrs. White, please?

Harry : I am afraid she -----.
She has a meeting now.

-----?

Sally : Yes, please. Could you tell her to call me back?



2. SINAV

İNGİLİZCE 8

Learning Outcome: E8.4.R1. Students will be able to understand short and simple texts with related vocabulary.

7. Read the conversation below and complete the plane ticket.

Call Center : Dimple Airways, how may I help you?

Customer : Hello, I'd like to make a flight reservation from Ankara to Paris.

Call Center : Sure, single or return?

Customer : Single, please.

Call Center : When would you like to fly?

Customer : On January 10th.

Call Center : Let me check. We have two flights that day: one at 9:30 am and another at 4:30 pm.


Which one do you prefer?

Customer : The one at 4:30 pm, please.

Call Center : All right. What is your name, madam?

Customer : Betty Brown.

Call Center : OK, your ticket is reserved. Have a nice day.



PASSENGER NAME:

FROM: TO:

DATE: TIME:

